

---

# 2018 Student Attitudes to School Survey

## Preliminary Summary School Report for: Mill Park Primary School

Total number of student responses: 216  
Overall response rate: 92%  
Please note: Overall response rate is based on headcount information provided by schools on the portal (n=235)





### Overall School Report

#### Guide to reading results

##### DATA TABLES:

- Results relating to members of small cohorts (5 students or less in a cohort answering the question) have been suppressed (\*) to prevent the possible identification of individuals.
- A dash (-) indicates that the framework factor or question (item) was not applicable to that particular year level.
- Gender is based on DET records, and was also asked in the survey for spare accounts, however, this was not a compulsory question. Therefore, results for students who used a 'spare account' to complete the survey may not be captured in the gender breakdowns where gender was not provided.
- The n= numbers at the top of the columns represent the total number of students for that cohort who participated in the survey.

##### COLOUR CODING IN DATA TABLES:

-  Total cohort result is more favourable than overall School result by more than 5 percentage points (pp) / Gender result (within year level) is more favourable than total result (within year level) by more than 5pp
-  Total cohort result is more favourable than overall School result by more than 10pp / Gender result (within year level) is more favourable than total result (within year level) by more than 10pp
-  Total cohort result is less favourable than overall School result by more than 5pp / Gender result (within year level) is less favourable than total result (within year level) by more than 5pp
-  Total cohort result is less favourable than overall School result by more than 10pp / Gender result (within year level) is less favourable than total result (within year level) by more than 10pp

Colour coding in the **total year level** columns and the **total gender** columns occurs where the results for these cohorts are more or less favourable compared to the Overall School Results.

Colour coding in the **gender columns (within year level)** occurs where the results for these cohorts are more or less favourable compared to the total results for that particular year level.

## Summary Measures, FISO: Excellence in teaching and learning

### DOMAIN: EFFECTIVE TEACHING PRACTICE FOR COGNITIVE ENGAGEMENT

Survey Factor	Mill Park Primary School Results											
	Overall Primary	Year 4 - % Positive			Year 5 - % Positive			Year 6 - % Positive			Female	Male
	% Positive (n=216)	Total (n=68)	Female (n=27)	Male (n=41)	Total (n=72)	Female (n=35)	Male (n=37)	Total (n=76)	Female (n=43)	Male (n=33)	% Positive (n=105)	% Positive (n=111)
<b>Effective teaching time</b>	<b>79%</b>	<b>79%</b>	<b>85%</b>	<b>76%</b>	<b>77%</b>	<b>78%</b>	<b>76%</b>	<b>81%</b>	<b>81%</b>	<b>80%</b>	<b>81%</b>	<b>77%</b>
My teacher tells us what we are learning and why	81%	88%	96%	83%	72%	74%	70%	84%	88%	78%	86%	77%
My teacher asks questions to check that we understand	89%	87%	89%	85%	93%	94%	92%	88%	95%	78%	93%	85%
My teacher asks me questions that challenge my thinking	68%	71%	78%	66%	61%	60%	62%	73%	67%	81%	68%	69%
My teacher explains difficult things clearly	77%	72%	78%	68%	81%	83%	78%	77%	74%	81%	78%	75%
<b>Differentiated learning challenge</b>	<b>85%</b>	<b>81%</b>	<b>83%</b>	<b>80%</b>	<b>90%</b>	<b>90%</b>	<b>89%</b>	<b>84%</b>	<b>83%</b>	<b>84%</b>	<b>85%</b>	<b>85%</b>
My teacher understands how I learn	79%	76%	78%	76%	85%	80%	89%	75%	74%	75%	77%	80%
My teacher helps me to do my best	91%	91%	93%	90%	90%	94%	86%	91%	86%	97%	90%	91%
My teacher gives extra help when students need it	86%	76%	78%	76%	94%	97%	92%	85%	88%	81%	89%	83%
<b>Stimulated learning</b>	<b>80%</b>	<b>79%</b>	<b>91%</b>	<b>71%</b>	<b>84%</b>	<b>91%</b>	<b>77%</b>	<b>79%</b>	<b>79%</b>	<b>78%</b>	<b>86%</b>	<b>75%</b>
My teacher makes the work we do in class interesting	74%	76%	89%	68%	78%	86%	70%	68%	70%	66%	80%	68%
My teacher makes learning fun	87%	81%	93%	73%	90%	97%	84%	89%	88%	91%	92%	82%
<b>Classroom behaviour</b>	<b>75%</b>	<b>74%</b>	<b>79%</b>	<b>71%</b>	<b>76%</b>	<b>74%</b>	<b>77%</b>	<b>74%</b>	<b>76%</b>	<b>72%</b>	<b>76%</b>	<b>73%</b>
Students at this school treat teachers with respect	61%	54%	67%	46%	64%	60%	68%	65%	67%	63%	65%	58%
My teacher expects students to pay attention	97%	97%	96%	98%	97%	100%	95%	97%	100%	94%	99%	95%
My teacher sets clear rules for classroom behaviour	91%	87%	93%	83%	92%	94%	89%	93%	93%	94%	93%	88%
Students at this school treat each other with respect	50%	59%	59%	59%	50%	43%	57%	41%	44%	38%	48%	52%

DOMAIN: TEACHER-STUDENT RELATIONS

Survey Factor	Mill Park Primary School Results											
	Overall Primary	Year 4 - % Positive			Year 5 - % Positive			Year 6 - % Positive			Female	Male
	% Positive (n=216)	Total (n=68)	Female (n=27)	Male (n=41)	Total (n=72)	Female (n=35)	Male (n=37)	Total (n=76)	Female (n=43)	Male (n=33)	% Positive (n=105)	% Positive (n=111)
<b>High expectations for success</b>	<b>95%</b>	<b>92%</b>	<b>96%</b>	<b>89%</b>	<b>95%</b>	<b>97%</b>	<b>93%</b>	<b>97%</b>	<b>99%</b>	<b>95%</b>	<b>98%</b>	<b>92%</b>
My teacher expects me to do my best	98%	96%	96%	95%	99%	97%	100%	99%	100%	97%	98%	97%
My teacher believes that I can do well at school	92%	88%	96%	83%	92%	97%	86%	96%	98%	94%	97%	87%
<b>Effort</b>	<b>81%</b>	<b>75%</b>	<b>90%</b>	<b>65%</b>	<b>85%</b>	<b>91%</b>	<b>79%</b>	<b>83%</b>	<b>87%</b>	<b>78%</b>	<b>89%</b>	<b>74%</b>
I usually pay attention in class	79%	73%	96%	59%	85%	91%	78%	77%	84%	69%	89%	68%
My teacher expects nothing less than our full effort	90%	87%	89%	85%	88%	91%	84%	95%	93%	97%	91%	88%
I enjoy doing my work in class	75%	64%	85%	51%	83%	91%	76%	77%	84%	69%	87%	65%
<b>Teacher concern</b>	<b>72%</b>	<b>69%</b>	<b>74%</b>	<b>66%</b>	<b>68%</b>	<b>60%</b>	<b>75%</b>	<b>78%</b>	<b>78%</b>	<b>78%</b>	<b>71%</b>	<b>72%</b>
My teacher cares about how I am feeling	81%	78%	78%	78%	76%	71%	81%	88%	86%	91%	79%	83%
My teacher seems to know if something is bothering me	64%	59%	67%	54%	61%	51%	70%	71%	70%	72%	63%	65%
I can talk to my teacher if something is worrying me	70%	71%	78%	66%	65%	57%	73%	75%	77%	72%	70%	70%

DOMAIN: LEARNER CHARACTERISTICS AND DISPOSITION

Survey Factor	Mill Park Primary School Results											
	Overall Primary	Year 4 - % Positive			Year 5 - % Positive			Year 6 - % Positive			Female	Male
	% Positive (n=216)	Total (n=68)	Female (n=27)	Male (n=41)	Total (n=72)	Female (n=35)	Male (n=37)	Total (n=76)	Female (n=43)	Male (n=33)	% Positive (n=105)	% Positive (n=111)
<b>Learning confidence</b>	<b>77%</b>	<b>78%</b>	<b>85%</b>	<b>74%</b>	<b>83%</b>	<b>90%</b>	<b>77%</b>	<b>71%</b>	<b>69%</b>	<b>73%</b>	<b>80%</b>	<b>75%</b>
I am good at learning	82%	81%	88%	76%	89%	97%	81%	77%	77%	78%	87%	78%
I can do challenging school work	72%	76%	81%	73%	78%	83%	73%	64%	60%	69%	73%	72%
<b>Resilience</b>	<b>82%</b>	<b>85%</b>	<b>94%</b>	<b>79%</b>	<b>81%</b>	<b>87%</b>	<b>76%</b>	<b>79%</b>	<b>79%</b>	<b>80%</b>	<b>86%</b>	<b>78%</b>
I can recover in a short time when something bad happens to me	79%	79%	92%	71%	78%	80%	76%	80%	79%	81%	83%	75%
I try again when I don't succeed	85%	91%	96%	88%	85%	94%	76%	79%	79%	78%	88%	81%
<b>Motivation and interest</b>	<b>78%</b>	<b>78%</b>	<b>81%</b>	<b>76%</b>	<b>81%</b>	<b>81%</b>	<b>80%</b>	<b>75%</b>	<b>77%</b>	<b>73%</b>	<b>79%</b>	<b>76%</b>
I want to learn new things	88%	87%	88%	85%	90%	91%	89%	88%	86%	91%	88%	88%
I am learning things that really interest me	67%	69%	73%	66%	71%	71%	70%	63%	67%	56%	70%	65%
<b>Self-regulation and goal setting</b>	<b>86%</b>	<b>86%</b>	<b>92%</b>	<b>82%</b>	<b>88%</b>	<b>89%</b>	<b>86%</b>	<b>84%</b>	<b>85%</b>	<b>83%</b>	<b>88%</b>	<b>84%</b>
I try very hard at school	88%	88%	96%	83%	89%	91%	86%	88%	91%	84%	92%	85%
I ask my teacher for help when I find my work difficult	83%	84%	88%	80%	86%	86%	86%	80%	79%	81%	84%	83%
<b>Attitudes to attendance</b>	<b>87%</b>	<b>85%</b>	<b>92%</b>	<b>80%</b>	<b>88%</b>	<b>93%</b>	<b>82%</b>	<b>89%</b>	<b>95%</b>	<b>81%</b>	<b>94%</b>	<b>81%</b>
I always try to attend school	89%	84%	88%	80%	92%	97%	86%	92%	95%	88%	94%	85%
My parents believe that going to school is important	97%	99%	100%	98%	94%	100%	89%	97%	100%	94%	100%	94%
I try to catch up on my work if I am absent from school	76%	73%	88%	63%	76%	83%	70%	79%	91%	63%	88%	65%

## Summary Measures, FISO: Positive Climate for Learning

### DOMAIN: SOCIAL ENGAGEMENT

Survey Factor	Mill Park Primary School Results											
	Overall Primary	Year 4 - % Positive			Year 5 - % Positive			Year 6 - % Positive			Female	Male
	% Positive (n=216)	Total (n=68)	Female (n=27)	Male (n=41)	Total (n=72)	Female (n=35)	Male (n=37)	Total (n=76)	Female (n=43)	Male (n=33)	% Positive (n=105)	% Positive (n=111)
<b>School Connectedness (Sense of belonging)</b>	<b>78%</b>	<b>71%</b>	<b>86%</b>	<b>62%</b>	<b>82%</b>	<b>82%</b>	<b>82%</b>	<b>81%</b>	<b>80%</b>	<b>81%</b>	<b>82%</b>	<b>74%</b>
I feel proud about being a student at this school	78%	72%	93%	59%	79%	80%	78%	81%	81%	81%	84%	72%
I like this school	83%	76%	89%	68%	85%	89%	81%	88%	86%	91%	88%	79%
I am happy to be at this school	83%	75%	85%	68%	88%	91%	84%	87%	86%	88%	88%	79%
I feel like I belong at this school	78%	74%	81%	68%	85%	74%	95%	75%	70%	81%	74%	81%
I look forward to going to school	70%	60%	81%	46%	75%	77%	73%	73%	79%	66%	79%	61%
<b>Student voice and agency</b>	<b>65%</b>	<b>63%</b>	<b>70%</b>	<b>59%</b>	<b>65%</b>	<b>64%</b>	<b>66%</b>	<b>67%</b>	<b>67%</b>	<b>67%</b>	<b>67%</b>	<b>64%</b>
At this school, I help decide things like class activities or rules	60%	57%	67%	51%	58%	54%	62%	64%	58%	72%	59%	61%
I have a say in the things I learn	65%	66%	69%	63%	65%	66%	65%	65%	72%	56%	69%	62%
My teacher likes my ideas	67%	69%	81%	61%	64%	66%	62%	67%	63%	72%	69%	65%
I am encouraged to share my ideas	69%	62%	63%	61%	71%	69%	73%	73%	77%	69%	70%	67%
<b>Sense of inclusion</b>	<b>85%</b>	<b>79%</b>	<b>88%</b>	<b>73%</b>	<b>89%</b>	<b>94%</b>	<b>84%</b>	<b>87%</b>	<b>85%</b>	<b>90%</b>	<b>89%</b>	<b>82%</b>
I have lots of chances to be part of class activities	83%	72%	89%	61%	90%	100%	81%	87%	84%	91%	90%	76%
I have friends at this school	95%	94%	100%	90%	94%	97%	92%	96%	98%	94%	98%	92%
My teacher makes me feel like I matter	75%	66%	78%	59%	81%	91%	70%	77%	70%	88%	79%	71%
My teacher makes sure all students feel included	87%	84%	85%	83%	89%	86%	92%	89%	91%	88%	88%	87%
<b>School stage transitions (Year 7 and new students only)</b>	<b>73%</b>	<b>95%</b>	*	*	<b>46%</b>	*	*	*	*	*	<b>82%</b>	<b>58%</b>
The orientation program helped me settle in at this school	56%	83%	*	*	17%	*	*	*	*	*	80%	17%
I have found it easy to make friends at this school	60%	*	*	*	33%	*	*	*	*	*	67%	50%
My teachers gave me enough help to settle in at this school	88%	100%	*	*	67%	*	*	*	*	*	90%	83%
I know who to ask for help at this school	87%	*	*	*	67%	*	*	*	*	*	89%	83%

DOMAIN: STUDENT SAFETY

Survey Factor	Mill Park Primary School Results											
	Overall Primary	Year 4 - % Positive			Year 5 - % Positive			Year 6 - % Positive			Female	Male
	% Positive (n=216)	Total (n=68)	Female (n=27)	Male (n=41)	Total (n=72)	Female (n=35)	Male (n=37)	Total (n=76)	Female (n=43)	Male (n=33)	% Positive (n=105)	% Positive (n=111)
<b>Advocate at school</b>	<b>85%</b>	<b>86%</b>	<b>96%</b>	<b>79%</b>	<b>83%</b>	<b>87%</b>	<b>79%</b>	<b>87%</b>	<b>87%</b>	<b>87%</b>	<b>89%</b>	<b>81%</b>
At this school, there is a teacher or another adult who cares about me	87%	87%	96%	80%	83%	89%	78%	92%	91%	94%	91%	84%
There is a teacher or another adult at this school who believes that I can be successful	88%	91%	100%	85%	86%	86%	86%	88%	86%	91%	90%	87%
At this school, there is a teacher or another adult who listens to me when I have something to say	82%	79%	96%	68%	82%	86%	78%	84%	84%	84%	88%	76%
I have someone at school who I can share any problems with	80%	79%	89%	73%	79%	83%	76%	80%	84%	75%	85%	75%
There is a teacher or another adult at this school who tells me when I do a good job	89%	91%	96%	88%	83%	91%	76%	92%	93%	91%	93%	85%
<b>Managing bullying</b>	<b>77%</b>	<b>73%</b>	<b>75%</b>	<b>71%</b>	<b>77%</b>	<b>76%</b>	<b>77%</b>	<b>80%</b>	<b>84%</b>	<b>75%</b>	<b>79%</b>	<b>74%</b>
I feel safe at this school	83%	76%	85%	71%	85%	80%	89%	87%	88%	84%	85%	81%
This school deals fairly with bullying problems	68%	62%	63%	61%	71%	71%	70%	71%	74%	66%	70%	65%
I know where to get help if I feel bullied	80%	79%	78%	80%	75%	77%	73%	84%	91%	75%	83%	76%
<b>Respect for diversity</b>	<b>75%</b>	<b>75%</b>	<b>85%</b>	<b>68%</b>	<b>75%</b>	<b>66%</b>	<b>84%</b>	<b>76%</b>	<b>78%</b>	<b>73%</b>	<b>76%</b>	<b>75%</b>
All students are treated fairly at this school	64%	62%	78%	51%	63%	49%	76%	67%	67%	66%	64%	64%
It is okay to be different at this school	87%	88%	93%	85%	88%	83%	92%	85%	88%	81%	88%	86%

DOMAIN: EXPERIENCE OF BULLYING

Survey Factor	Mill Park Primary School Results											
	Overall Primary	Year 4 - % Yes			Year 5 - % Yes			Year 6 - % Yes			Female	Male
	% Yes (n=216)	Total (n=68)	Female (n=27)	Male (n=41)	Total (n=72)	Female (n=35)	Male (n=37)	Total (n=76)	Female (n=43)	Male (n=33)	% Yes (n=105)	% Yes (n=111)
I have been bullied at my school this term	18%	24%	35%	18%	19%	20%	19%	12%	12%	13%	20%	17%
I have often been teased in an unpleasant way or called names at my school (verbal)	25%	24%	27%	23%	25%	20%	30%	25%	26%	25%	24%	26%
Other students often leave me out of things on purpose or spread rumours about me (social)	19%	24%	27%	23%	17%	23%	11%	16%	19%	13%	22%	16%
I have been hit, kicked, hurt or threatened on purpose by another student (physical)	26%	29%	27%	30%	19%	11%	27%	29%	26%	34%	21%	30%
I have often been picked on by another student from my school while online or on social media (cyber)	4%	11%	12%	10%	1%	0%	3%	1%	0%	3%	3%	6%